

DRIVES[®] LEAF CHAIN

DRIVES BY TIMKEN KNOWS WHAT YOU'RE LOOKING FOR IN LEAF CHAIN: high tensile strength and maximum wear life. Since leaf chains are often supplied to a customer-specific length, our plant's central location allows us to respond quickly and ship orders to the required length.

THE MOST RELIABLE MATERIALS — SOURCED AND MADE IN THE USA

- Chain made from high-quality steel
 - Pins: special alloy steel
 - Link plates: carbon steel
- Starting with the best materials means higher strength and better wear life
- Heat treating all component parts optimizes hardness and ductility

HIGH FATIGUE STRENGTH WITH PRECISION HOLE QUALITY

- Wide-waist link plates resist bending
- Shot peened pins and side plates put materials into compression, further improving fatigue strength
- State-of-the-art designed tooling optimizes chain performance by controlling pitch tolerance and hole quality
- The ballized pitch hole surface finish improves the wear surface between the link plate and pin, fatigue resistance and pin retention

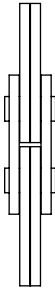
APPLICATIONS

- Straddle cranes
- Front-end loaders
- Telehandlers

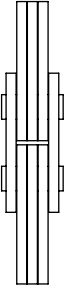
Made in the USA for Strength and Durability



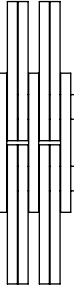
2 x 2



2 x 3



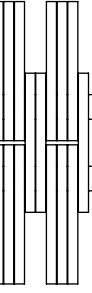
3 x 4



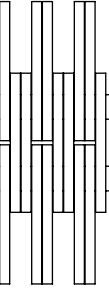
4 x 4



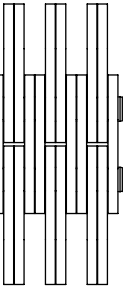
4 x 6



6 x 6



8 x 8



LEAF CHAIN

Chain Sizes	Pitch	Lacing	Min. Tensile Strength	D	L	T	H	Hole Dia(Min.)	Approx. Weight
	P							S	
	in. mm		lbs. kN	in. mm	in. mm	in. mm	in. mm	in. mm	lbs./ft. kg/m
BL1222	1.500	2X2	41,800	0.500	1.11	0.220	1.425	0.502	3.25
LH1222	38.100		186	12.700	28.19	5.588	36.195	12.741	4.84
BL1223	1.500	2X3	41,800	0.500	1.34	0.220	1.425	0.502	4.39
LH1223	38.100		186	12.700	34.04	5.588	36.195	12.741	6.53
BL1234	1.500	3X4	67,200	0.500	1.78	0.220	1.425	0.502	6.11
LH1234	38.100		299	12.700	45.21	5.588	36.195	12.741	9.09
BL1244	1.500	4X4	83,600	0.500	2.00	0.220	1.425	0.502	6.98
LH1244	38.100		372	12.700	50.80	5.588	36.195	12.741	10.39
BL1246	1.500	4X6	83,600	0.500	2.46	0.220	1.425	0.502	8.07
LH1246	38.100		372	12.700	62.48	5.588	36.195	12.741	12.01
BL1266	1.500	6X6	125,600	0.500	2.92	0.220	1.425	0.502	9.80
LH1266	38.100		559	12.700	74.17	5.588	36.195	12.741	14.58
BL1422	1.750	2X2	52,900	0.562	1.26	0.252	1.661	0.564	4.91
LH1422	44.450		235	14.275	32.00	6.401	42.189	14.321	7.31
BL1423	1.750	2X3	52,900	0.562	1.52	0.252	1.661	0.564	6.09
LH1423	44.450		235	14.275	38.61	6.401	42.189	14.321	9.06
BL1434	1.750	3X4	87,000	0.562	2.04	0.252	1.661	0.564	7.61
LH1434	44.450		387	14.275	51.82	6.401	42.189	14.321	11.33
BL1444	1.750	4X4	105,800	0.562	2.30	0.252	1.661	0.564	8.71
LH1444	44.450		471	14.275	58.42	6.401	42.189	14.321	12.96
BL1446	1.750	4X6	105,800	0.562	2.80	0.252	1.661	0.564	12.10
LH1446	44.450		471	14.275	71.12	6.401	42.189	14.321	18.01
BL1466	1.750	6X6	158,700	0.562	3.32	0.252	1.661	0.564	15.13
LH1466	44.450		706	14.275	84.33	6.401	42.189	14.321	22.52
BL1622	2.000	2X2	79,300	0.687	1.42	0.281	1.898	0.689	6.61
LH1622	50.800		353	17.450	36.07	7.137	48.209	17.490	9.84
BL1623	2.000	2X3	79,300	0.687	1.72	0.281	1.898	0.689	8.17
LH1623	50.800		353	17.450	43.69	7.137	48.209	17.490	12.16
BL1634	2.000	3X4	124,500	0.687	2.30	0.281	1.898	0.689	11.39
LH1634	50.800		554	17.450	58.39	7.137	48.209	17.490	16.95
BL1644	2.000	4X4	158,600	0.687	2.61	0.281	1.898	0.689	12.75
LH1644	50.800		705	17.450	66.29	7.137	48.209	17.490	18.97
BL1646	2.000	4X6	158,600	0.687	3.21	0.281	1.898	0.689	16.19
LH1646	50.800		705	17.450	81.53	7.137	48.209	17.490	24.09
BL1666	2.000	6X6	238,300	0.687	3.81	0.281	1.898	0.689	19.31
LH1666	50.800		1,060	17.450	96.77	7.137	48.209	17.490	28.74
BL1688	2.000	8X8	260,100	0.687	4.75	0.281	1.898	0.689	23.18
LH1688	50.800		1,157	17.450	120.65	7.137	48.209	17.490	35
BL2022	2.500	2X2	119,000	0.937	1.86	0.375	2.312	0.940	10.62
LH2022	63.500		529	23.800	47.24	9.525	58.725	23.876	15.80
BL2023	2.500	2X3	119,000	0.937	2.25	0.375	2.312	0.940	13.31
LH2023	63.500		529	23.800	57.15	9.525	58.725	23.876	19.81
BL2034	2.500	3X4	178,800	0.937	3.03	0.375	2.312	0.940	18.62
LH2034	63.500		795	23.800	76.96	9.525	58.725	23.876	27.71
BL2044	2.500	4X4	238,500	0.937	3.43	0.375	2.312	0.940	21.24
LH2044	63.500		1,061	23.800	87.12	9.525	58.725	23.876	31.61
BL2046	2.500	4X6	238,500	0.937	4.21	0.375	2.312	0.940	26.55
LH2046	63.500		1,061	23.800	106.93	9.525	58.725	23.876	39.51
BL2066	2.500	6X6	357,800	0.937	4.99	0.375	2.312	0.940	31.85
LH2066	63.500		1,591	23.800	126.75	9.525	58.725	23.876	47.40

TIMKEN

The Timken team applies their know-how to improve the reliability and performance of machinery in diverse markets worldwide. The company designs, makes and markets bearings, gear drives, automated lubrication systems, belts, brakes, clutches, chain, couplings, linear motion products and related power transmission rebuild and repair services.

Stronger. By Design.

www.driveschain.com